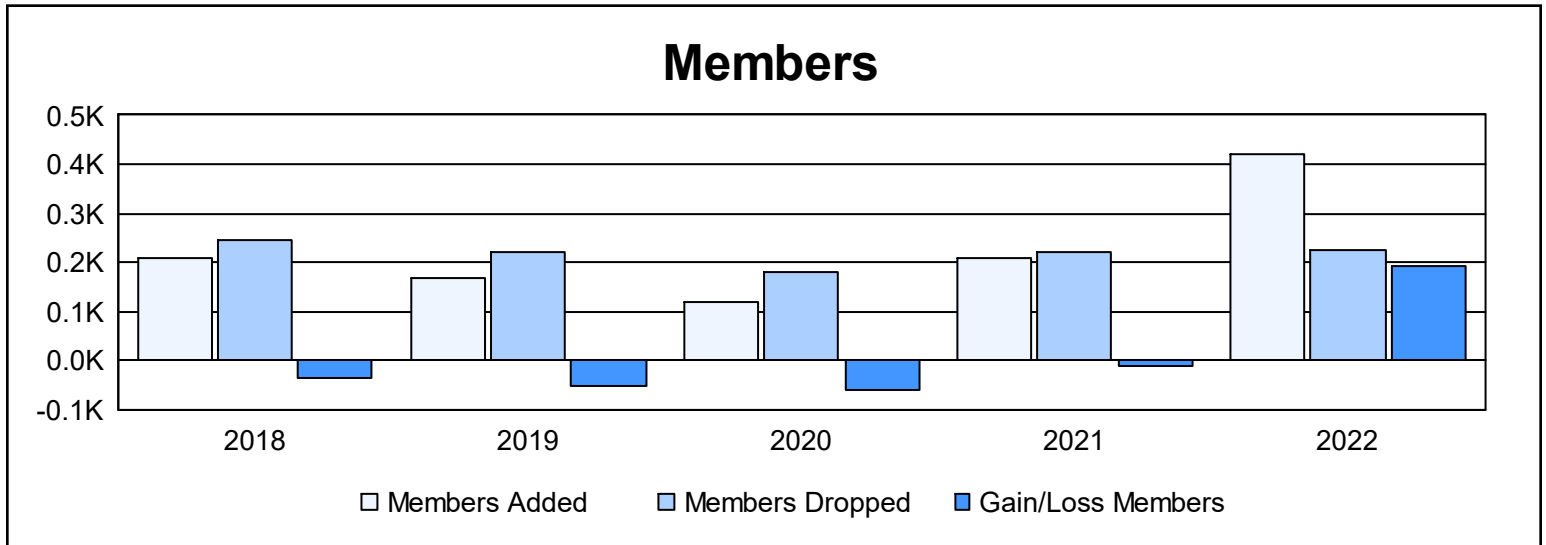
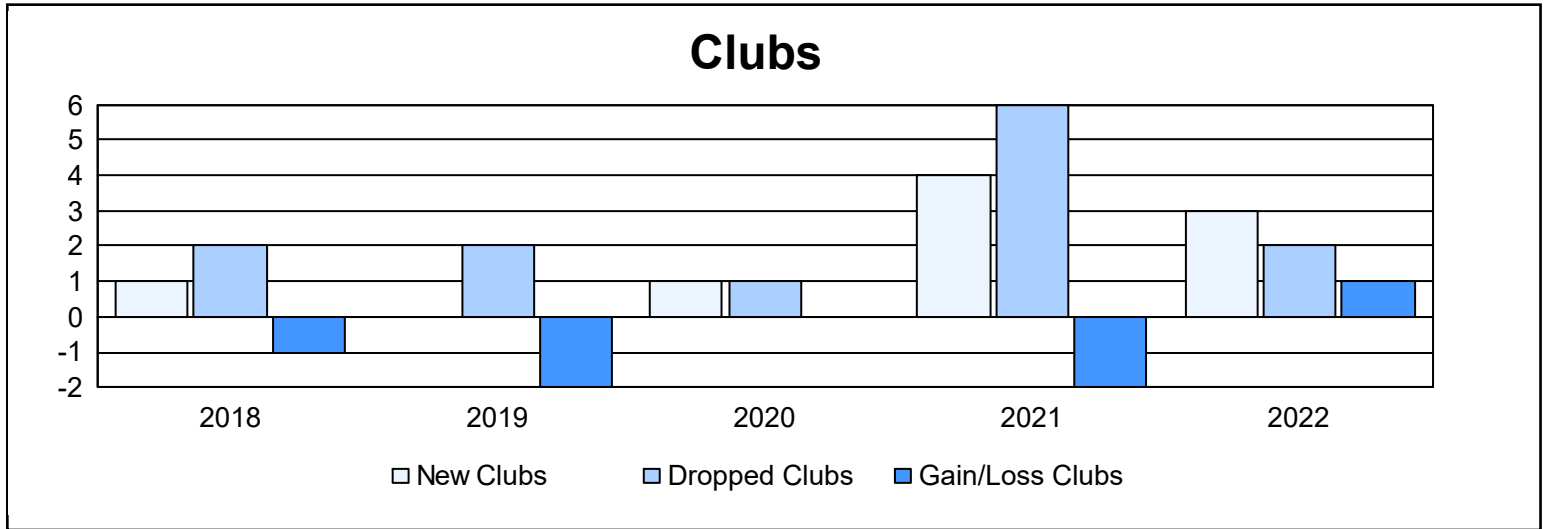
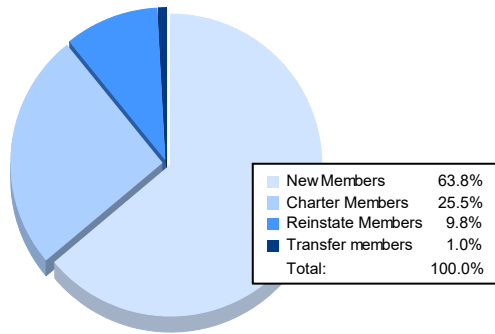


Year	New Clubs	Dropped Clubs	Gain/ Loss Clubs	New Members	Charter Members	Reinstate Members	Transfer Members	Total Member Added	Total Members Dropped	Gain/ Loss Members
2017-2018	1	2	-1	175	21	5	7	208	245	-37
2018-2019	0	2	-2	129	5	30	5	169	222	-53
2019-2020	1	1	0	65	53	1	2	121	182	-61
2020-2021	4	6	-2	115	87	6	1	209	222	-13
2021-2022	3	2	1	268	107	41	4	420	226	194
<b>Average</b>	<b>2</b>	<b>3</b>	<b>-1</b>	<b>150</b>	<b>55</b>	<b>17</b>	<b>4</b>	<b>225</b>	<b>219</b>	<b>6</b>



### Membership Composition June 2022 Cumulative



### Gender Composition June 2022 Cumulative

